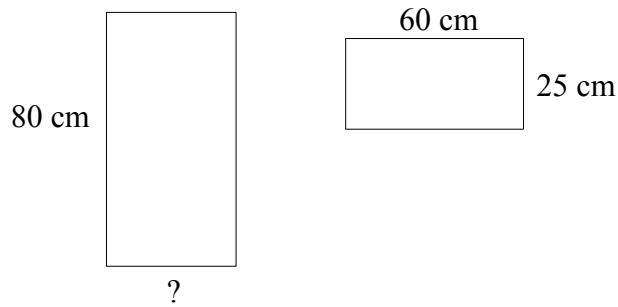


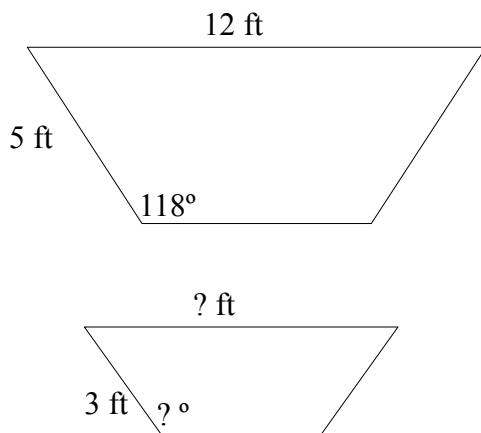
Name: _____

1. Explain how angles in similar figures are related.

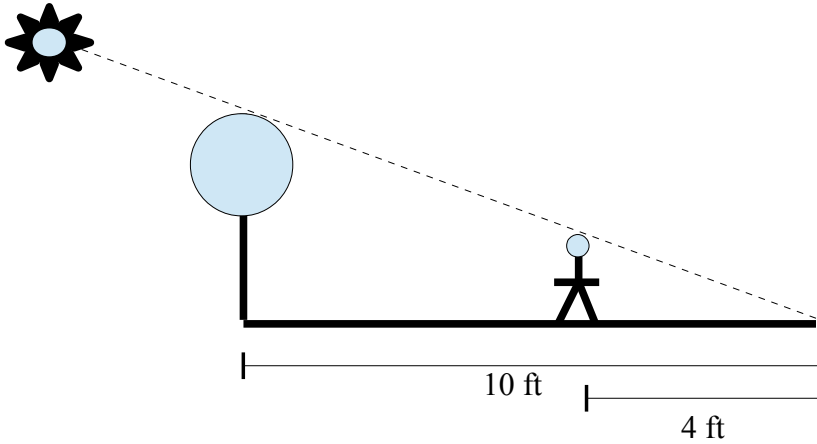
2. Find the missing side length, the figures are similar



3. Find the missing side length and angle, the figures are similar.



4. Joline is 5' 8" tall, on a bright summer day her shadow is 4' long. She is standing near a tree which casts a 10' shadow. How tall is the tree?



5. A school football field which is 90m by 39m is made 20 meters longer, how many meters wider must it be made to keep the shape similar?

